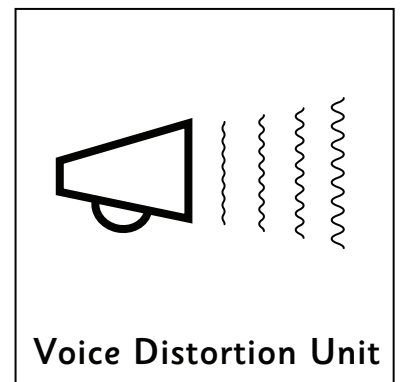




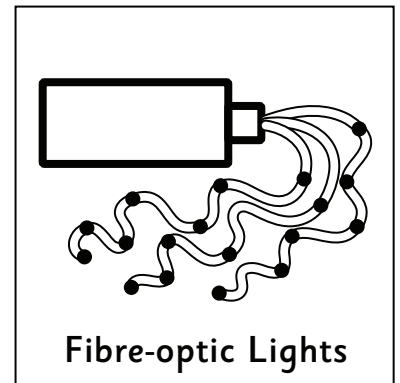
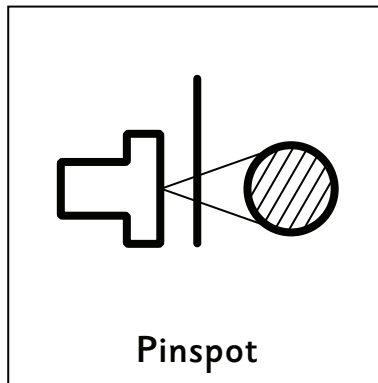

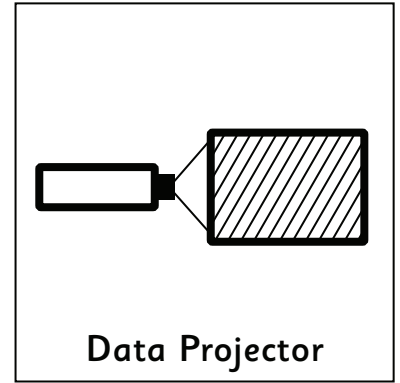
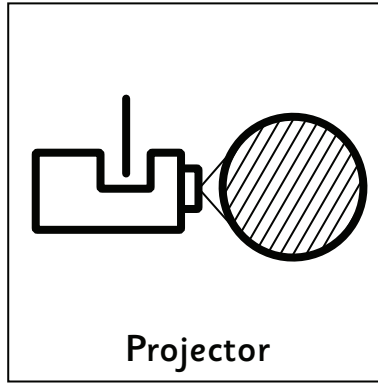
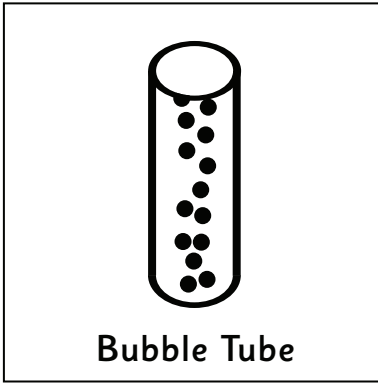


# Symbols for Sensory Work

Created by Mike Ayres

Page 1 of 2



Tel: +44 (0)1359 251551 - Fax: +44 (0)1359 251707  
enquiries@mikeayresdesign.co.uk - www.mikeayresdesign.co.uk

© Copyright Mike Ayres, Mike Ayres Design - January 2007  
Free for direct use for teaching, communication and sensory work.  
Commercial companies and other organisations must seek the  
explicit written permission of the originator.



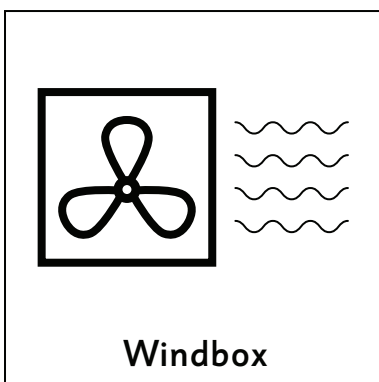
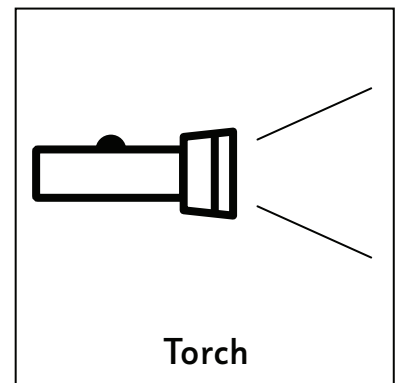

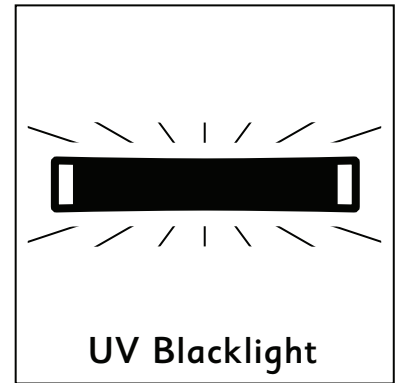
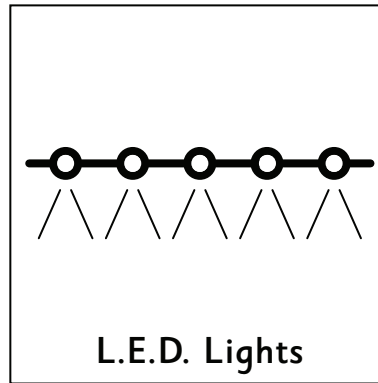

Mike Ayres Design  
Shepherds Grove  
Stanton  
Bury St Edmunds  
Suffolk IP31 2AR



# Symbols for Sensory Work

Created by Mike Ayres

Page 2 of 2



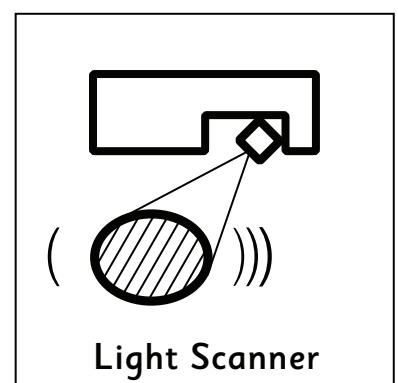
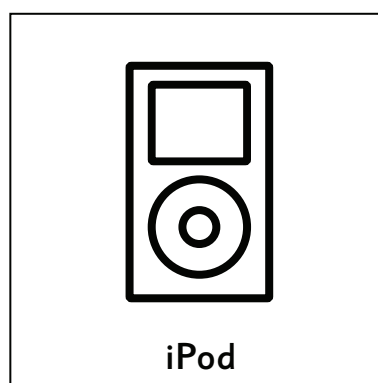
This range of Symbols is designed to help with visual communication for sensory work.

They are not a definitive range and can be changed and added to, to suit individual needs.

Mike Ayres welcomes your constructive comments and will continue to refine them on the basis of your responses.

The two line thicknesses used, define the object (thick) and the effects created (thin). This was done to give a clearer graphic image.

The typeface 'Sassoon' is used for the text because it was specifically developed for primary reading and writing skills and is recommended for use by people with Dyslexia.



Tel: +44 (0)1359 251551 - Fax: +44 (0)1359 251707  
enquiries@mikeayresdesign.co.uk - www.mikeayresdesign.co.uk

© Copyright Mike Ayres, Mike Ayres Design - January 2007  
Free for direct use for teaching, communication and sensory work.  
Commercial companies and other organisations must seek the explicit written permission of the originator.

Mike Ayres Design  
Shepherds Grove  
Stanton  
Bury St Edmunds  
Suffolk IP31 2AR

